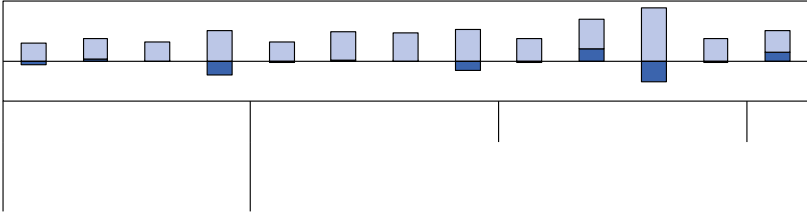


2019 7 30


()




IMF	2018	GDP	3.6	2011.720	540 reW*	n.0	5.45	Tm40729	reW*	nBT
-----	------	-----	-----	----------	----------	-----	------	---------	------	-----



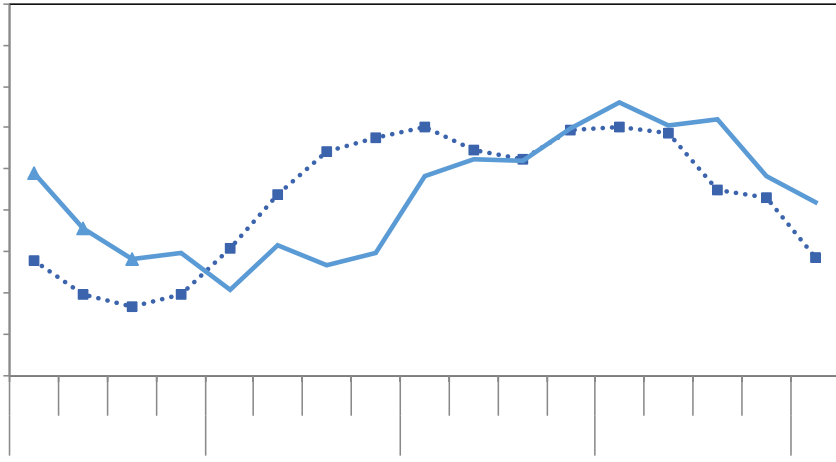








2018



NAFTA 25,656 13.5 8.0 1.1









2.3	6
-----	---


































FTA

36.7


FTA
RCEP 2019
63.8

TPP11 EU EPA

23.4 36.7


FTA

NZ






FTA















12.4







%

%