


2010







2009
2010

2010





2009




	10,417	12,080	13,774	15,988	12,295
	14.3	16.0	14.0	16.1	
	9.6	11.5	5.6	5.4	
	4.7	4.5	8.4	10.7	
	10,641	12,214	14,071	16,227	12,744
	13.8	14.8	15.2	15.3	
	8.2	9.4	7.2	3.6	
	5.7	5.4	8.0	11.7	
	2,482	3,311	3,381	3,372	
	11.8	13.5	20.0	12.5	
	2,359	2,63,359			

Table with 6 columns and 1 row of data.



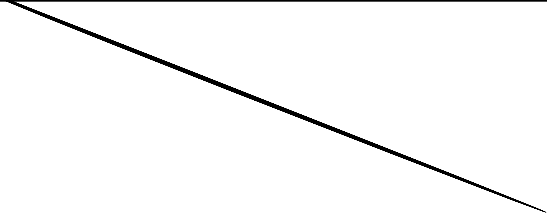

















43.8


7 632 1,762 2,771 3,328 4,507 0.8 30.3 36.3 43.3 44.7 64.6
179 748 1,529 1,928 2,410

ASEAN+6 33.2 33.0 40.3 41.9 44.1 43.0 43.1 43.8
- - - 40.6 43.0 42.2









WTO

EU







