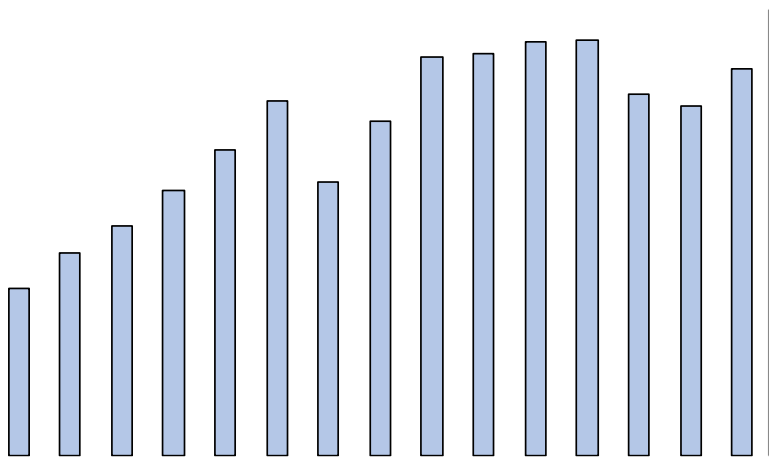





()




2018



15,467	8.9	6.6	0.6	23,429	13.2	7.1	1.0
58,892	34.0	9.5	3.3	58,385	32.9	9.7	3.2
14,487	8.4	8.6	0.7	11,672	6.6	10.6	0.7
6,524	3.8	14.3	0.5	5,747	3.2	13.9	0.4
5,352	3.1	6.7	0.2	6,242	3.5	9.1	0.3
4,496	2.6						

013.9



EU

2000

FTA

